

### SERIES RH100




#### FEATURES

- COMPACT DESIGN
- HIGH ACCURACY
- EXCELLENT FOR HIGH DENSITY SURFACE MOUNTING

#### SPECIFICATIONS

PARAMETER		VALUE
FREQUENCY RANGE		8.000 MHz to 156.250 MHz
MODE OF OSCILLATION	FUNDAMENTAL	8.000 MHz to 80.000 MHz
	THIRD OVERTONE	60.000 MHz to 156.250 MHz
FREQUENCY TOLERANCE AT 25°C		±100 ppm max (±10 ppm, ±20 ppm and ±50 ppm available)
FREQUENCY STABILITY OVER TEMPERATURE		±100 ppm max (±10 ppm, ±20 ppm and ±50 ppm available)
OPERATING TEMPERATURE RANGE		-20°C to +70°C Standard -40°C to +85°C Extended
STORAGE TEMPERATURE RANGE		-40°C to +85°C
AGING		±3 ppm per year max
LOAD CAPACITANCE		7 pF to 32 pF or Series
EQUIVALENT SERIES RESISTANCE		See Table 1
SHUNT CAPACITANCE		3.5 pF max
DRIVE LEVEL		200 µW max
SHOCK RESISTANCE		±5 ppm max 75 cm drop test in 3 axes onto a hard wood surface
REFLOW CONDITIONS		260°C ±5°C for 10s max



FREQUENCY (MHz)	MODE	MAXIMUM ESR (Ω)
8.000 to 9.999	FUND	800
10.000 to 15.999	FUND	100
16.000 to 19.999	FUND	80
20.000 to 59.999	FUND	60
60.000 to 79.999	FUND / 3OT	50 / 60
80.000 to 156.250	3OT	50

#### PART NUMBERING SYSTEM

TYPE	-	FREQUENCY	-	LOAD CAPACITANCE	-	MODE	-
RH100	-	IN MHz	-	7 TO 32 pF FOR PARALLEL S FOR SERIES	-	Blank FOR < 24.576 MHz F FOR ≥ 24.576 MHz 3OT THIRD OVERTONE	-

TOLERANCE/STABILITY (PPM/PPM)	-	OPERATING TEMPERATURE	-	TAPE & REEL
Blank FOR MAXIMUM PPMPPM Example: 1020, 2050	-	Blank FOR STANDARD EXT FOR EXTENDED	-	TR

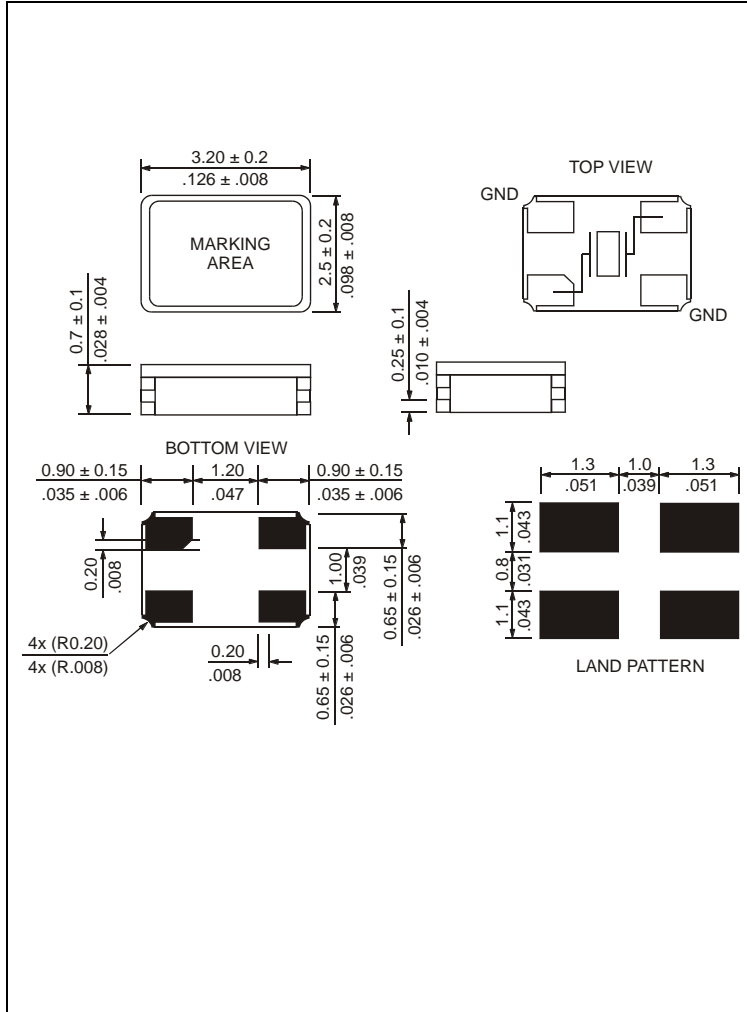
#### EXAMPLE: RH100-24.000-18-TR

Surface Mount Microprocessor Crystal, 3.2 x 2.5 mm, 24.000 MHz, Fundamental mode, 18 pF load, ±100 ppm Tolerance, ±100 ppm Stability, from -20°C to +60°C, Tape and reel packaging

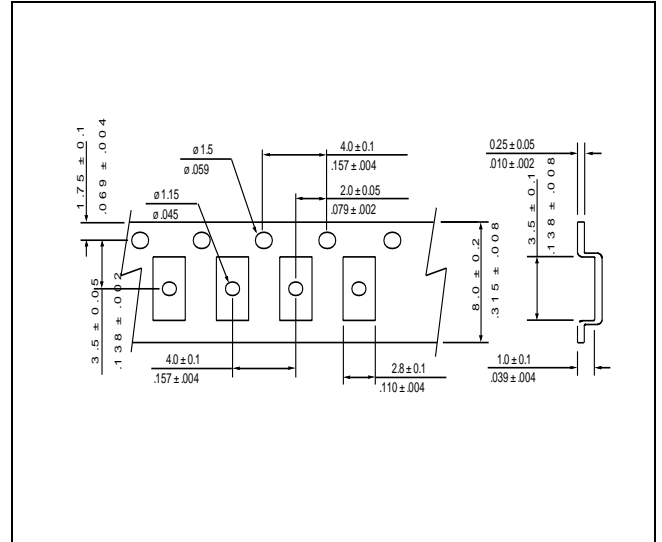


## SERIES RH100

### MECHANICAL SPECIFICATION



### CARRIER TAPE DIMENSIONS



NOTE: REFER TO EIA-481 FOR NON-SPECIFIED DIMENSIONS

### PACKAGING

180 mm REEL DIAMETER  
8 mm TAPE WIDTH, 4 mm PITCH  
QUANTITY: 3000 PIECES PER REEL